

Scaled data based on original data using
LM-79-08 Approved Method: Electrical and Photometric Measurements of Solid-
State Lighting Products

Test Report Prepared for
Cooper Lighting Solutions
(formerly Eaton)

Brand: INVUE

Report Number: P141419

Luminaire Tested: **EMM-E01-LED-E1-SLL-7030**

Issue Date: 03/03/2020

Test Information

Test Method: LM-79-08
Report Number: P141419
REPORT IS SCALED FROM IESNA LM-79-08 TEST DATA (P33693)
Test Lab: INNOVATION CENTER-P3
Issue Date: 03/03/2020
Manufacturer: COOPER LIGHTING SOLUTIONS (FORMERLY EATON)
Product Line: INVUE
Catalog Number: EMM-E01-LED-E1-SLL-7030
Description: EPIC MODERN MEDIUM DECORATIVE LED LUMINAIRE
(1) LIGHTBARS WITH AccuLED OPTICS - 90° SPILL LIGHT ELIMINATOR LEFT
Light Source: (21) 3000K CCT, 70 CRI LEDs
Ballast/Driver: -

Summary

Lumens per Lamp: N/A
Luminaire Lumens: 2388.9 lumens
Efficiency: N/A
Efficacy: 96.7 lumens/watt
Luminous Opening: Rectangular (W 0.17' x L: 1' x H: 0')
IES Classification: Type IV - Short - Non-Cutoff
BUG Rating: B1 - U0 - G1

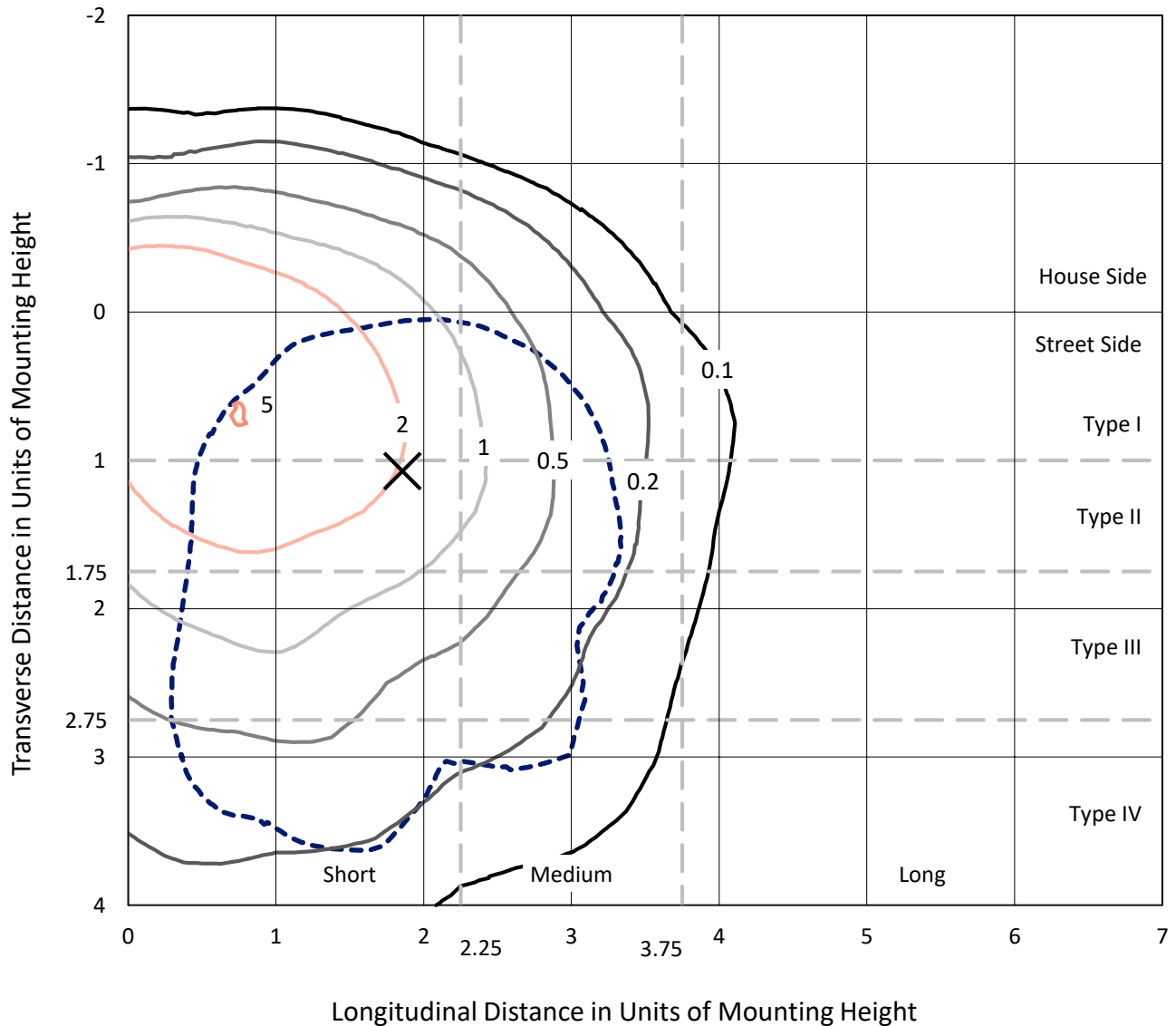
Input Watts (W): 24.7
Input Voltage (V): NR
Input Current (Ain): NR
Voltage Rise (V): NR
Power Factor: NR
Total Harmonic Distortion (THDi): NR
Frequency (hertz): 60
Stabilization Time: NR
Operation Time: NR
Ambient Temperature (°C): NR
Test Distance: 25 FT



REPORT NUMBER: P141419
 CATALOG NUMBER: EMM-E01-LED-E1-SLL-7030

Iso-Footcandle Lines of Horizontal Illumination

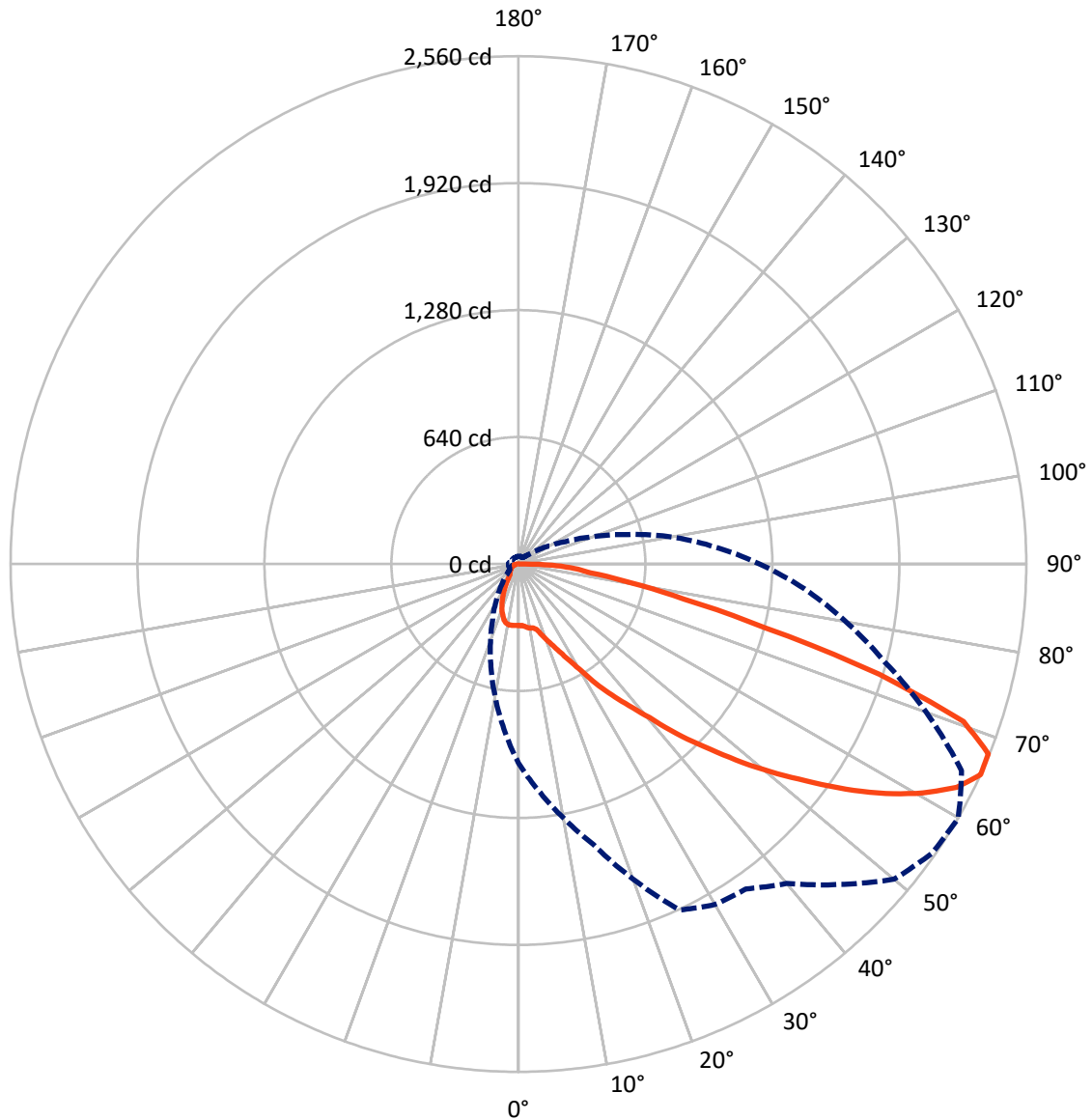
✕ Max cd
 - - - 1/2 Max cd



Based on 10 foot mounting height. Maximum calculated value = 5 fc
 Type IV - Short - Non-Cutoff

REPORT NUMBER: P141419
CATALOG NUMBER: EMM-E01-LED-E1-SLL-7030

Luminous Intensity Polar Plot



— Vertical Plane Through 60-Deg Lateral - - - Horizontal Cone Through 65-Deg Vertical

REPORT NUMBER: P141419

CATALOG NUMBER: EMM-E01-LED-E1-SLL-7030

FLUX DISTRIBUTION:

		Downward	Upward	Total
House Side	Lumens	443.1	0.0	443.1
	% Fixture	18.5	0.0	18.5
Street Side	Lumens	1945.8	0.0	1945.8
	% Fixture	81.5	0.0	81.5
Total	Lumens	2388.9	0.0	2388.9
	% Fixture	100.0	0.0	100.0

Coefficient of Utilization

ZONAL LUMENS:

Zone	Lumens	% Fixture
0°-10°	30.1	1.3
10°-20°	90.2	3.8
20°-30°	149.9	6.3
30°-40°	219.2	9.2
40°-50°	333.4	14.0
50°-60°	479.2	20.1
60°-70°	589.2	24.7
70°-80°	394.1	16.5
80°-90°	103.7	4.3
90°-100°	0.0	0.0
100°-110°	0.0	0.0
110°-120°	0.0	0.0
120°-130°	0.0	0.0
130°-140°	0.0	0.0
140°-150°	0.0	0.0
150°-160°	0.0	0.0
160°-170°	0.0	0.0
170°-180°	0.0	0.0
0°-90°	2388.9	100.0
0°-180°	2388.9	100.0



REPORT NUMBER: P141419

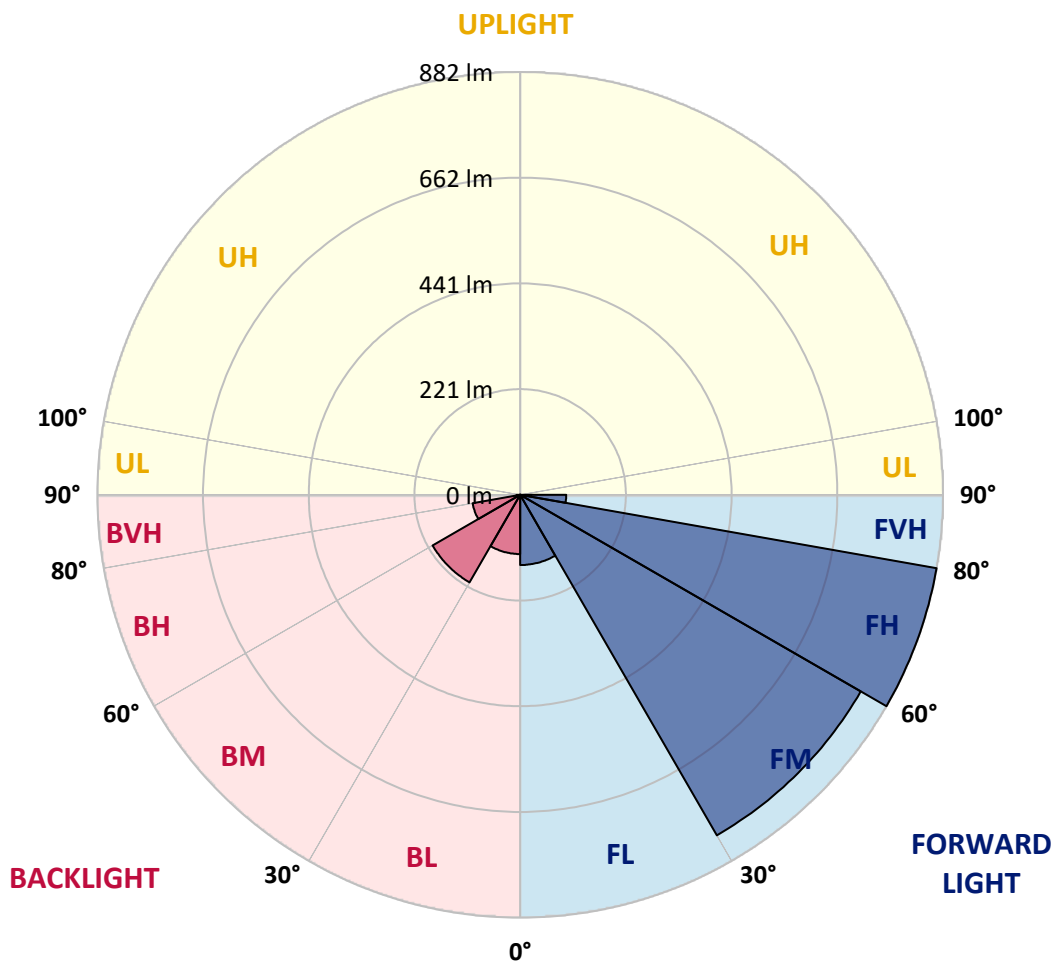
CATALOG NUMBER: EMM-E01-LED-E1-SLL-7030

LUMINAIRE CLASSIFICATION SYSTEM LUMEN TABLE AND BUG RATING:

Zone		Lumens	% Fixture	Zone Rating/Lumen Limit		
				B	U	G
FL	(0°-30°)	146.5	6.1			
FM	(30°-60°)	820.7	34.4			
FH	(60°-80°)	882.5	36.9			G1/1800
FVH	(80°-90°)	96.2	4.0			G1/100
BL	(0°-30°)	123.7	5.2	B1/500		
BM	(30°-60°)	211.0	8.8	B0/220		
BH	(60°-80°)	100.8	4.2	B0/110		G0/110
BVH	(80°-90°)	7.5	0.3			G0/10
UL	(90°-100°)	0.0	0.0		U0/0	
UH	(100°-180°)	0.0	0.0		U0/0	

BUG Rating: B1-U0-G1

Type IV Short





REPORT NUMBER: P141419

CATALOG NUMBER: EMM-E01-LED-E1-SLL-7030

CANDELA DISTRIBUTION (FULL):

	0°	5°	10°	15°	20°	25°	30°	35°	40°	45°	50°
0°	310.5	310.5	310.5	310.5	310.5	310.5	310.5	310.5	310.5	310.5	310.5
2.5°	310.8	311.1	311.1	310.8	310.5	310.8	310.2	310.8	310.5	310.2	310.5
5°	306.9	307.2	307.8	307.8	308.4	309.6	309.9	311.5	312.4	312.7	313.9
7.5°	297.4	299.0	299.9	301.1	302.9	306.0	308.1	311.8	314.5	316.9	320.3
10°	291.7	293.5	295.3	298.1	300.8	304.8	308.4	313.0	316.6	320.3	324.2
12.5°	293.2	295.3	297.8	299.9	304.1	307.8	312.4	317.8	319.7	323.3	326.7
15°	305.7	307.5	309.3	311.8	315.7	320.0	326.1	332.2	333.4	337.3	341.0
17.5°	322.4	322.7	325.8	330.0	333.7	340.7	348.0	356.2	361.4	363.8	365.9
20°	339.8	340.7	345.6	349.5	357.7	366.9	377.5	389.7	394.0	404.6	408.6
22.5°	365.6	365.3	371.1	376.6	385.7	395.5	411.0	427.8	437.5	445.7	448.8
25°	404.9	405.8	404.9	412.8	422.3	438.1	453.6	470.4	476.2	490.5	497.2
27.5°	443.9	450.9	460.3	462.8	474.3	492.6	504.8	522.7	536.7	540.7	551.7
30°	480.1	494.7	510.3	523.3	544.1	566.3	584.5	604.9	605.9	613.2	616.2
32.5°	517.0	539.8	562.6	579.4	599.5	629.0	662.8	696.0	717.6	739.8	728.5
35°	563.2	598.9	630.8	656.7	673.7	701.1	740.1	794.0	828.7	855.2	870.4
37.5°	605.6	659.4	708.5	745.3	787.0	806.5	832.1	871.0	910.9	935.6	948.4
40°	636.6	710.3	779.7	833.0	885.9	932.5	964.8	996.5	1050.4	1081.1	1083.5
42.5°	661.0	754.7	838.5	914.9	992.8	1058.0	1096.9	1137.1	1205.6	1241.2	1238.5
45°	677.7	787.9	891.7	985.8	1080.2	1165.1	1240.3	1300.0	1370.0	1437.9	1424.2
47.5°	692.3	815.3	934.1	1040.3	1153.6	1259.5	1353.3	1437.3	1529.9	1621.5	1627.0
50°	706.9	837.5	972.4	1094.8	1222.4	1355.4	1468.7	1576.7	1692.4	1809.0	1835.8
52.5°	727.0	862.5	1008.0	1144.4	1292.7	1433.0	1559.4	1694.0	1837.1	1949.7	2025.8
55°	757.2	897.2	1052.2	1194.1	1355.7	1510.4	1650.1	1805.4	1936.9	2076.0	2184.4
57.5°	806.5	943.5	1103.3	1248.2	1416.6	1580.4	1725.6	1888.5	2013.9	2168.3	2304.4
60°	868.9	1006.5	1161.2	1312.5	1488.2	1678.7	1825.2	1945.7	2071.5	2227.7	2391.5
62.5°	939.8	1077.8	1231.8	1388.0	1587.7	1794.1	1919.9	1988.7	2098.3	2268.5	2447.8
65°	1002.2	1144.4	1298.2	1463.8	1689.7	1924.4	1982.3	1999.6	2102.2	2284.9	2472.1
67.5°	1053.4	1216.9	1360.3	1525.3	1797.2	2007.2	1983.5	1948.8	2048.3	2245.0	2425.6
70°	1080.2	1249.2	1389.8	1530.8	1820.0	2018.8	1935.7	1841.3	1886.7	2079.1	2230.1
72.5°	1050.7	1223.9	1335.0	1422.7	1683.3	1876.3	1770.4	1592.3	1633.7	1820.0	1859.0
75°	935.0	1144.1	1209.0	1205.9	1346.3	1446.1	1369.4	1255.9	1361.5	1439.1	1399.3
77.5°	698.1	937.1	973.3	906.7	936.5	1020.5	948.1	1036.3	1164.5	1199.5	1124.0
80°	439.0	686.8	690.8	607.7	591.9	624.7	718.2	906.0	1028.4	1021.1	921.3
82.5°	244.5	445.4	487.7	411.6	392.1	472.8	639.6	739.5	723.4	717.3	587.3
85°	167.1	304.1	371.7	356.5	394.3	471.6	524.6	468.9	451.5	384.5	312.1
87.5°	67.9	137.0	230.5	264.9	281.0	344.9	302.0	246.0	189.4	179.6	154.4
90°	0.0	0.0	0.0	0.0	0.0	0.0	0.0	0.0	0.0	0.0	0.0



REPORT NUMBER: P141419

CATALOG NUMBER: EMM-E01-LED-E1-SLL-7030

CANDELA DISTRIBUTION (continued):

	55°	60°	65°	70°	75°	80°	85°	90°	95°	100°	105°
0°	310.5	310.5	310.5	310.5	310.5	310.5	310.5	310.5	310.5	310.5	310.5
2.5°	309.6	310.2	310.2	310.5	310.8	311.1	311.1	311.1	311.5	311.8	311.5
5°	314.2	315.1	315.7	315.7	316.3	316.9	317.5	317.2	318.2	318.8	319.1
7.5°	321.5	323.3	324.8	326.1	326.7	326.7	326.7	325.8	326.7	327.0	327.3
10°	326.7	328.8	329.1	330.3	330.0	329.7	329.1	328.5	328.8	329.4	330.3
12.5°	328.2	330.3	330.9	331.9	331.5	331.2	330.0	330.0	329.7	330.6	331.5
15°	340.7	342.5	345.6	342.8	343.1	340.7	338.5	337.3	336.7	337.3	337.9
17.5°	369.3	372.3	371.1	366.9	366.6	361.4	360.5	354.4	354.4	354.4	352.6
20°	408.6	408.3	406.1	401.9	392.7	390.9	384.2	379.3	374.8	373.9	371.7
22.5°	451.5	446.9	445.7	436.9	431.1	420.1	410.1	406.4	402.2	401.3	401.0
25°	493.2	495.0	486.2	481.9	467.3	457.6	451.8	442.7	442.7	441.5	439.9
27.5°	545.6	551.7	541.9	535.8	522.1	508.4	498.4	492.9	487.1	483.2	472.2
30°	619.6	623.5	616.8	604.3	587.3	562.9	549.2	543.1	532.5	519.1	501.1
32.5°	723.7	718.2	695.4	673.4	651.2	628.1	611.6	600.7	584.2	557.4	523.3
35°	858.5	811.4	782.7	752.6	727.0	701.1	688.7	668.9	631.4	587.9	542.2
37.5°	924.9	903.9	871.0	848.5	818.1	792.2	763.9	730.1	681.7	619.3	555.9
40°	1058.0	1018.4	992.8	967.2	929.8	894.5	856.1	801.6	723.7	646.0	566.6
42.5°	1197.7	1168.5	1122.2	1088.1	1060.1	1001.6	940.8	864.6	766.6	670.4	576.3
45°	1379.8	1312.8	1255.6	1226.6	1171.5	1100.3	1029.3	920.7	806.2	696.0	587.3
47.5°	1562.7	1476.6	1417.5	1363.6	1304.9	1209.3	1098.8	969.4	836.6	717.3	596.4
50°	1759.1	1645.6	1577.4	1512.8	1416.0	1300.3	1159.7	1009.6	868.3	737.4	604.6
52.5°	1958.8	1815.4	1718.0	1642.8	1522.9	1379.8	1214.8	1051.3	902.1	756.9	611.3
55°	2138.5	2003.9	1878.2	1762.2	1617.8	1451.6	1265.3	1088.7	932.5	777.3	615.6
57.5°	2301.3	2184.1	2034.0	1878.5	1705.2	1518.3	1311.9	1129.2	961.1	792.2	615.3
60°	2413.1	2344.6	2188.7	1999.0	1796.6	1579.5	1367.9	1174.3	986.4	802.8	612.9
62.5°	2493.4	2479.7	2343.7	2115.0	1871.2	1634.6	1422.1	1211.7	1004.7	804.1	602.5
65°	2543.7	2560.4	2464.8	2188.7	1912.9	1676.6	1448.9	1215.1	991.6	784.0	575.1
67.5°	2512.0	2555.2	2464.2	2156.7	1873.0	1637.3	1409.6	1159.0	921.9	721.5	513.6
70°	2315.6	2380.5	2290.7	1944.8	1677.8	1485.7	1265.0	995.6	793.1	594.3	405.8
72.5°	1816.3	1901.9	1823.4	1586.2	1388.9	1228.2	1064.4	781.8	604.6	436.6	272.8
75°	1253.1	1286.0	1239.1	1075.3	1014.7	952.0	798.9	525.5	399.4	269.4	160.4
77.5°	972.1	853.1	763.3	696.3	695.1	683.5	522.7	314.5	239.0	148.3	89.2
80°	731.0	573.9	473.7	414.4	430.8	481.6	304.8	161.4	123.6	81.9	54.8
82.5°	481.0	366.3	292.3	258.8	261.5	302.0	153.1	88.9	60.9	46.6	35.6
85°	293.2	284.7	253.9	230.5	212.5	207.6	119.0	68.2	33.8	24.1	18.3
87.5°	143.1	169.6	207.0	209.8	180.2	152.8	61.8	19.5	14.3	7.6	5.5
90°	0.0	0.0	0.0	0.0	0.0	0.0	0.0	0.0	0.0	0.0	0.0



REPORT NUMBER: P141419

CATALOG NUMBER: EMM-E01-LED-E1-SLL-7030

CANDELA DISTRIBUTION (continued):

	110°	115°	120°	125°	130°	135°	140°	145°	150°	155°	160°
0°	310.5	310.5	310.5	310.5	310.5	310.5	310.5	310.5	310.5	310.5	310.5
2.5°	311.8	313.3	312.7	312.4	312.4	313.9	313.9	313.3	313.3	313.6	313.6
5°	319.1	320.6	320.0	320.3	320.9	321.2	322.1	321.2	320.6	321.2	320.9
7.5°	327.6	329.1	328.8	329.4	330.0	330.6	331.2	330.9	330.3	330.3	330.0
10°	331.2	334.3	335.5	336.7	338.2	338.9	339.8	339.8	338.5	338.5	337.0
12.5°	333.7	336.1	339.2	341.0	343.7	345.9	346.8	347.1	346.2	344.9	343.4
15°	338.9	340.7	343.7	345.6	348.9	351.6	353.5	353.2	351.9	348.6	344.0
17.5°	351.6	351.3	352.6	353.8	354.7	356.2	355.6	352.9	347.1	341.0	334.6
20°	370.8	370.5	368.7	365.9	362.6	358.3	351.6	343.4	333.7	322.7	313.0
22.5°	397.9	395.2	392.7	385.4	373.9	359.6	342.2	326.1	314.5	303.8	293.2
25°	433.8	427.1	415.3	398.2	380.0	358.6	333.4	311.8	297.1	284.7	274.0
27.5°	456.4	440.8	421.1	397.6	373.3	345.9	317.8	296.5	280.1	266.4	254.2
30°	475.6	447.5	419.8	390.0	359.3	330.9	301.4	278.6	259.4	244.2	229.6
32.5°	486.2	448.8	414.1	378.4	344.9	312.7	280.7	256.0	237.8	218.9	198.8
35°	492.9	445.1	403.1	362.9	326.1	292.6	259.1	232.0	207.9	184.8	164.7
37.5°	494.7	439.0	388.8	345.6	303.5	267.0	235.3	203.7	179.6	154.7	131.5
40°	493.8	427.4	370.8	318.5	274.3	239.0	208.2	179.3	152.8	130.6	108.4
42.5°	490.2	414.4	349.5	296.2	251.8	218.0	189.7	160.4	136.7	113.0	94.1
45°	488.9	401.6	333.4	279.2	236.6	203.4	175.7	147.4	122.4	99.9	81.0
47.5°	486.2	390.0	318.5	266.1	224.1	192.1	163.5	135.8	109.9	89.5	71.2
50°	480.1	377.5	307.5	256.0	213.7	180.8	151.6	121.8	96.5	76.4	62.4
52.5°	473.7	369.6	300.5	246.0	202.8	167.4	138.5	108.4	84.6	65.8	55.1
55°	467.3	363.5	291.1	234.1	188.5	153.7	124.5	96.8	74.6	58.5	50.8
57.5°	460.3	355.3	279.5	218.9	172.3	138.5	109.3	83.1	64.8	52.7	47.5
60°	454.5	343.7	259.4	197.6	150.7	117.2	90.7	69.4	55.1	47.5	45.4
62.5°	439.3	321.5	230.5	166.2	122.4	91.6	69.1	54.2	46.3	42.6	42.9
65°	402.5	271.9	183.0	129.7	85.9	61.5	49.3	41.4	37.8	37.8	38.7
67.5°	339.2	207.0	129.7	82.5	56.3	44.4	37.8	34.4	33.8	34.4	35.9
70°	240.2	134.3	81.3	53.9	42.3	35.9	32.6	31.4	30.7	31.4	32.0
72.5°	148.0	79.2	51.8	42.0	36.2	32.3	30.1	29.2	28.9	28.9	28.6
75°	80.7	53.0	41.4	36.5	32.9	29.8	27.7	26.2	25.9	26.2	25.6
77.5°	51.5	41.4	36.8	33.8	30.4	26.5	24.7	23.4	23.4	23.1	22.5
80°	40.2	36.8	33.8	30.7	25.6	22.5	20.7	20.4	20.1	19.8	19.8
82.5°	30.1	29.2	27.7	25.0	20.4	18.0	17.0	17.0	16.7	15.8	15.8
85°	17.4	17.0	18.3	16.1	13.7	11.9	11.9	12.2	12.5	12.2	11.3
87.5°	5.8	4.9	5.2	5.2	4.3	3.3	4.6	5.5	5.2	4.6	5.5
90°	0.0	0.0	0.0	0.0	0.0	0.0	0.0	0.0	0.0	0.0	0.0



REPORT NUMBER: P141419

CATALOG NUMBER: EMM-E01-LED-E1-SLL-7030

CANDELA DISTRIBUTION (continued):

	165°	170°	175°	180°	185°	190°	195°	200°	205°	210°	215°
0°	310.5	310.5	310.5	310.5	310.5	310.5	310.5	310.5	310.5	310.5	310.5
2.5°	312.7	313.3	314.5	313.3	312.7	312.7	312.1	312.4	311.5	310.5	310.8
5°	320.3	319.7	320.3	319.4	317.5	317.2	316.0	316.0	314.8	313.6	313.0
7.5°	328.8	327.9	328.2	326.4	324.2	322.7	321.2	320.6	319.1	317.2	316.0
10°	335.5	334.6	334.0	331.9	329.1	327.6	325.5	324.2	322.7	320.3	319.1
12.5°	339.8	337.6	336.4	332.8	330.3	328.8	326.4	325.8	323.9	321.8	320.9
15°	338.9	334.0	330.3	326.1	322.7	320.6	318.5	317.8	316.9	316.0	314.2
17.5°	323.9	317.8	313.9	305.1	300.2	298.1	297.8	297.4	296.8	296.8	294.7
20°	303.2	296.2	290.1	281.6	275.2	273.1	267.3	265.8	264.0	265.8	264.0
22.5°	284.7	275.8	268.8	261.8	254.2	248.1	240.5	236.9	231.7	230.5	231.1
25°	264.9	253.9	245.1	236.9	228.6	220.1	213.1	207.9	204.6	200.0	195.8
27.5°	240.8	231.7	219.8	213.1	203.4	193.9	186.6	181.1	175.1	171.4	165.3
30°	216.5	202.5	190.6	181.1	170.5	165.9	158.9	153.1	147.7	143.7	138.5
32.5°	184.8	170.2	157.7	146.7	139.4	133.0	128.8	123.9	121.2	117.8	114.5
35°	151.3	133.0	118.1	113.3	105.0	105.3	103.2	100.8	98.6	95.6	95.3
37.5°	114.2	99.9	90.1	84.0	82.8	81.0	81.3	81.0	80.4	79.5	79.5
40°	90.4	77.6	71.2	70.0	70.0	69.7	69.4	69.4	69.4	68.8	68.5
42.5°	77.3	68.2	66.1	65.5	64.8	64.5	63.9	63.0	63.0	62.4	61.5
45°	68.2	63.0	62.4	61.8	61.8	60.9	60.0	59.4	59.1	58.8	58.1
47.5°	62.4	59.7	59.1	58.5	58.1	57.5	56.6	55.7	55.4	55.1	55.1
50°	56.0	54.2	54.2	54.2	53.3	52.7	51.8	51.1	51.1	50.8	50.5
52.5°	51.5	50.5	50.2	49.9	49.3	48.4	47.8	47.5	47.2	47.5	47.2
55°	49.3	48.7	48.4	47.8	47.2	46.3	45.7	44.8	44.4	45.1	45.1
57.5°	46.9	46.6	46.3	45.7	45.1	43.8	42.9	42.3	42.3	43.2	42.9
60°	46.0	45.7	45.4	45.1	44.1	42.6	41.1	40.5	40.5	41.4	41.4
62.5°	43.8	43.5	43.2	42.9	41.7	40.5	39.0	38.4	38.7	39.3	40.2
65°	39.9	40.2	39.9	39.9	39.0	38.1	37.1	36.5	36.2	36.5	37.4
67.5°	36.2	36.5	36.5	36.5	36.2	35.3	34.7	33.8	33.2	33.5	33.8
70°	32.9	33.2	33.5	33.5	32.9	32.0	31.1	30.1	29.8	30.1	30.1
72.5°	29.2	29.2	29.2	29.5	29.2	28.9	27.7	26.5	26.5	26.2	26.5
75°	25.6	25.6	25.6	25.6	25.0	25.0	24.4	23.1	22.8	23.1	23.4
77.5°	22.5	21.9	21.6	21.6	21.6	21.0	20.7	20.7	20.4	20.4	20.4
80°	18.6	18.0	17.4	17.0	17.4	17.4	18.0	18.0	17.7	17.7	17.7
82.5°	14.6	13.4	13.1	13.1	12.5	13.1	14.3	15.8	15.2	15.5	15.5
85°	10.7	9.4	8.8	8.8	8.2	9.4	11.0	12.2	11.6	12.2	11.9
87.5°	4.9	4.6	3.7	3.0	3.7	5.5	6.4	6.7	5.8	7.0	7.0
90°	0.0	0.0	0.0	0.0	0.0	0.0	0.0	0.0	0.0	0.0	0.0



REPORT NUMBER: P141419

CATALOG NUMBER: EMM-E01-LED-E1-SLL-7030

CANDELA DISTRIBUTION (continued):

	220°	225°	230°	235°	240°	245°	250°	255°	260°	265°	270°
0°	310.5	310.5	310.5	310.5	310.5	310.5	310.5	310.5	310.5	310.5	310.5
2.5°	312.1	310.8	310.5	310.8	310.2	311.1	311.1	310.8	310.8	310.5	311.1
5°	313.9	312.4	311.5	311.5	310.8	311.8	311.1	310.8	310.5	310.5	310.5
7.5°	316.6	314.5	313.0	312.1	310.8	310.8	309.9	309.0	308.4	308.1	308.1
10°	319.1	316.0	313.6	311.5	309.6	308.1	306.6	304.5	303.8	303.2	303.5
12.5°	318.8	315.4	311.8	308.4	304.1	302.3	298.4	295.9	295.9	294.4	295.3
15°	312.1	306.3	301.1	295.6	290.4	286.8	281.9	279.2	277.7	277.4	279.5
17.5°	292.0	286.5	281.6	275.5	268.8	266.4	263.0	261.8	260.9	262.4	264.0
20°	264.9	257.9	253.3	249.6	249.6	249.0	247.5	245.4	243.6	243.3	245.1
22.5°	226.5	223.8	224.7	222.2	222.2	221.0	223.5	219.5	221.6	219.8	220.7
25°	194.5	193.3	192.7	192.4	192.4	194.5	194.2	194.8	192.7	193.9	193.6
27.5°	165.6	164.1	162.0	163.2	164.4	165.9	166.5	166.8	168.7	165.3	166.5
30°	137.9	135.5	137.0	135.8	136.4	136.1	136.1	136.1	137.3	139.7	137.9
32.5°	113.0	111.7	113.3	111.1	111.4	111.4	110.8	109.9	110.5	107.8	109.9
35°	93.5	91.9	93.2	92.2	91.3	88.9	88.0	86.5	86.8	86.2	85.9
37.5°	78.2	77.9	77.0	77.0	76.4	76.1	74.6	74.9	75.2	75.8	75.8
40°	67.6	67.3	67.0	67.6	67.9	68.2	68.8	69.4	70.3	71.2	72.2
42.5°	61.5	61.5	61.5	62.7	63.6	65.2	66.1	67.3	68.5	70.0	71.2
45°	57.8	57.5	58.1	59.1	60.6	62.1	63.6	65.5	67.3	68.8	69.7
47.5°	54.8	54.5	55.1	56.0	57.5	60.0	62.1	64.2	66.4	67.9	68.5
50°	50.8	50.8	51.1	52.1	53.6	55.7	57.8	60.3	62.4	63.6	64.2
52.5°	47.8	48.1	48.1	49.0	50.5	52.4	54.5	56.6	58.1	59.1	60.3
55°	44.8	45.4	45.4	46.3	47.8	49.9	52.7	54.5	56.3	57.5	58.5
57.5°	42.6	42.9	42.9	44.1	46.0	47.8	50.5	53.0	55.1	56.6	57.8
60°	40.8	41.1	40.8	42.3	43.8	46.0	48.4	51.1	54.2	56.3	57.2
62.5°	39.3	39.3	39.0	40.2	41.1	42.3	44.4	47.5	50.2	52.1	53.0
65°	37.4	37.4	36.8	38.1	38.1	39.9	41.4	44.1	46.3	48.4	49.0
67.5°	33.8	34.4	34.1	35.0	36.2	37.4	39.3	41.4	43.5	45.1	46.0
70°	30.1	30.4	31.4	32.0	33.2	33.8	35.3	36.8	39.0	39.9	40.8
72.5°	26.8	27.1	27.7	28.3	29.5	30.1	31.4	32.6	34.4	35.3	36.2
75°	23.4	23.7	24.1	24.7	25.3	25.9	26.5	27.7	28.9	30.1	31.1
77.5°	20.1	20.4	21.3	21.0	21.6	21.9	22.8	23.4	24.1	25.3	26.5
80°	17.7	17.4	18.0	18.3	18.9	18.9	19.5	19.5	20.4	20.4	20.7
82.5°	14.9	14.6	15.2	16.1	16.4	16.4	17.0	15.8	15.5	15.8	16.7
85°	11.3	11.6	11.9	13.1	13.4	13.4	14.0	13.1	11.9	11.9	12.5
87.5°	6.4	4.9	7.0	8.2	8.2	8.5	9.1	8.8	8.5	6.7	7.0
90°	0.0	0.0	0.0	0.0	0.0	0.0	0.0	0.0	0.0	0.0	0.0



REPORT NUMBER: P141419
 CATALOG NUMBER: EMM-E01-LED-E1-SLL-7030

REPORT N
 CATALOG

CANDELA DISTRIBUTION (continued):

CANDELA

	275°	280°	285°	290°	295°	300°	305°	310°	315°	320°	325°	
0°	310.5	310.5	310.5	310.5	310.5	310.5	310.5	310.5	310.5	310.5	310.5	0°
2.5°	310.8	311.1	311.5	311.8	312.1	311.8	312.4	311.8	312.1	311.5	311.1	2.5°
5°	310.5	310.8	310.8	311.5	311.8	310.8	311.5	310.5	310.5	309.9	309.0	5°
7.5°	308.4	309.0	309.0	309.6	309.6	308.7	308.7	306.9	306.3	304.1	302.6	7.5°
10°	304.1	305.1	305.7	306.9	307.5	306.0	305.1	302.9	300.5	298.1	295.6	10°
12.5°	296.8	297.1	299.3	301.1	302.0	302.9	302.3	302.0	299.6	298.1	297.1	12.5°
15°	280.1	282.5	284.7	288.9	292.0	295.3	297.8	300.5	301.7	303.2	303.8	15°
17.5°	265.5	268.2	269.7	273.4	276.4	281.6	288.0	295.0	299.9	306.0	311.8	17.5°
20°	245.1	249.6	250.9	256.7	260.6	267.3	274.3	283.1	292.9	302.3	312.7	20°
22.5°	222.2	224.4	226.8	232.9	237.8	246.3	257.0	269.1	280.4	293.5	308.4	22.5°
25°	194.5	197.3	199.7	206.4	213.4	221.3	234.1	249.0	263.3	280.7	300.2	25°
27.5°	167.1	169.3	173.5	178.4	186.3	194.8	210.7	227.1	243.6	264.6	287.7	27.5°
30°	138.5	140.7	142.8	148.6	156.8	166.8	181.1	200.6	220.1	242.6	270.0	30°
32.5°	111.1	111.7	116.0	120.3	127.3	135.8	151.3	170.2	191.2	218.6	245.7	32.5°
35°	86.8	90.4	92.2	98.0	102.3	111.1	124.2	141.6	163.5	191.2	220.4	35°
37.5°	77.0	78.2	80.7	84.9	90.7	98.6	107.8	121.2	140.0	163.5	190.9	37.5°
40°	73.4	74.6	76.4	79.8	85.2	92.6	100.2	110.8	125.4	144.0	168.7	40°
42.5°	72.2	72.5	73.1	76.1	81.6	89.8	98.9	109.0	120.3	135.2	154.7	42.5°
45°	70.6	70.6	70.9	73.1	77.9	86.5	98.0	110.8	123.6	137.0	153.4	45°
47.5°	69.4	69.7	69.4	70.3	74.0	82.2	95.0	110.5	127.6	144.9	162.9	47.5°
50°	64.5	64.5	64.8	65.2	67.9	75.8	88.3	105.3	126.3	149.8	174.4	50°
52.5°	60.6	61.2	61.2	61.8	63.6	70.0	82.5	100.5	123.3	150.7	183.9	52.5°
55°	59.4	60.0	60.3	60.3	61.5	67.0	78.9	95.9	120.0	149.8	187.5	55°
57.5°	58.5	59.1	59.4	59.1	60.0	64.5	75.5	92.2	116.3	147.7	189.1	57.5°
60°	57.5	57.8	57.2	56.6	56.9	60.9	70.6	87.1	112.0	144.6	188.5	60°
62.5°	53.3	53.6	53.0	52.4	51.8	54.8	63.6	79.8	103.2	137.6	183.6	62.5°
65°	49.6	49.6	49.6	49.0	48.4	50.2	56.6	70.3	90.7	125.1	172.3	65°
67.5°	46.6	46.3	46.3	46.0	45.4	46.0	49.9	59.4	75.2	105.3	151.9	67.5°
70°	41.7	41.4	41.7	41.4	40.8	40.8	42.6	47.8	58.5	77.3	118.1	70°
72.5°	36.8	37.1	37.8	37.8	37.8	38.1	38.1	39.6	45.4	55.4	80.4	72.5°
75°	31.7	32.0	32.9	34.1	33.5	33.8	33.8	34.7	37.8	43.8	56.3	75°
77.5°	26.8	27.7	28.9	29.2	28.3	28.3	28.9	30.4	33.2	36.8	42.9	77.5°
80°	21.9	23.1	23.4	24.1	24.4	24.4	25.0	26.2	28.9	33.5	38.4	80°
82.5°	17.4	18.3	19.2	20.1	20.7	21.6	21.9	22.5	25.3	29.8	35.3	82.5°
85°	13.1	14.0	15.2	16.1	16.7	17.7	17.4	17.7	19.2	22.8	26.8	85°
87.5°	7.9	7.9	8.8	9.1	9.4	9.4	10.0	8.8	9.4	12.2	14.6	87.5°
90°	0.0	0.0	0.0	0.0	0.0	0.0	0.0	0.0	0.0	0.0	0.0	90°



NUMBER: P141419

NUMBER: EMM-E01-LED-E1-SLL-7030

DISTRIBUTION (continued):

330°	335°	340°	345°	350°	355°	360°
310.5	310.5	310.5	310.5	310.5	310.5	310.5
311.5	311.1	310.8	311.1	311.8	311.8	310.8
309.3	308.4	307.8	307.8	307.8	307.5	306.9
302.0	300.5	299.6	299.0	298.7	298.7	297.4
294.1	293.2	291.4	290.7	291.1	292.0	291.7
295.9	293.2	292.3	292.3	292.0	293.5	293.2
306.0	306.0	304.8	304.5	303.8	305.7	305.7
316.6	319.4	320.6	319.4	319.7	320.0	322.4
322.4	330.3	334.6	337.9	338.2	340.1	339.8
323.3	337.6	348.9	356.2	362.9	366.3	365.6
318.8	338.5	358.3	376.9	390.9	398.5	404.9
312.7	336.1	361.7	387.9	410.7	431.1	443.9
298.4	328.2	361.1	394.6	427.1	456.4	480.1
278.3	312.7	351.9	396.1	441.8	482.2	517.0
251.5	288.3	336.1	390.3	450.6	510.9	563.2
222.6	263.0	315.4	380.6	455.2	533.7	605.6
197.3	237.2	294.4	368.1	454.5	548.6	636.6
180.8	218.3	276.1	356.2	451.5	557.1	661.0
175.4	209.2	264.0	346.8	449.7	563.2	677.7
182.7	211.9	261.2	342.5	449.1	570.2	692.3
199.7	227.1	271.6	349.5	454.5	577.2	706.9
215.9	248.4	294.1	369.6	474.9	597.6	727.0
228.9	271.6	318.5	396.1	504.2	629.3	757.2
236.3	289.5	350.1	432.9	544.1	675.9	806.5
239.3	302.0	377.2	471.6	594.3	729.2	868.9
238.1	307.8	396.7	506.9	639.6	787.6	939.8
230.5	307.8	408.9	535.2	677.7	834.2	1002.2
212.2	297.1	410.1	551.7	706.9	873.5	1053.4
178.7	266.4	389.7	549.8	716.1	885.9	1080.2
125.1	198.8	325.2	496.9	677.1	856.4	1050.7
77.6	123.9	232.9	384.2	563.5	726.7	935.0
54.5	75.2	133.3	243.3	387.9	541.6	698.1
45.4	55.4	76.1	134.0	233.2	333.7	439.0
39.3	44.8	53.0	76.4	118.7	177.8	244.5
29.2	32.6	36.5	50.2	74.9	109.9	167.1
11.9	13.4	14.9	20.1	46.0	63.3	67.9
0.0	0.0	0.0	0.0	0.0	0.0	0.0

(END OF REPORT)